

LIFTO F

ADJUSABLE PEDESTAL



LIFTO F adjustable pedestals combine smart functionality with maximum flexibility for every decking project.

Available in three versions - LIFTO FU | FK | FS - the system delivers quick and precise height and levelling adjustment, making terrace construction faster, easier, and more reliable.

Thanks to the integrated levelling system, slopes of up to 8 % are automatically compensated in all directions, ensuring a perfectly stable and even surface every time.

The double-step thread allows rapid adjustment, while the ergonomically shaped adjustment ring makes fine-tuning effortless and precise.

Locking mechanisms and anti-rotation features guarantee safe and convenient installation, with all components securely connected in a compact design.

A built-in mounting stop on the base plate enables easy fixing of fascia details, while pre-marked cutting lines let you quickly adapt the base plate for corner or edge connections.

A 120 mm adapter is available to extend the adjustment range, allowing for construction heights of up to 440 mm.

LIFTO FSD Shock-Absorbing Pad

Description	PU	Prod. No.
110x3 mm	20 PCS	049603000

LIFTO FA Adapter

Description	PU	Prod. No.
120 mm	20 PCS	049513000
120 mm	70 PCS	049514000



BRANDING
Custom branding
upon request

* no branding possible

Description	PU	LIFTO FU	LIFTO FK	LIFTO FS
		Prod. No.	Prod. No.	Prod. No.
18 - 25 mm	20 PCS	048013000	049013000	048513000
18 - 25 mm	120 PCS	048014000 *	049014000 *	048514000 *
25 - 40 mm	16 PCS	048113000	049113000	048613000
25 - 40 mm	100 PCS	048114000 *	049114000 *	048614000 *
40 - 80 mm	12 PCS	048213000	049213000	048713000
40 - 80 mm	70 PCS	048214000 *	049214000 *	048714000 *
80 - 120 mm	5 PCS	048313000	049313000	048813000
80 - 120 mm	35 PCS	048314000 *	049314000 *	048814000 *
80 - 200 mm	5 PCS	048413000	049413000	048913000
80 - 200 mm	35 PCS	048414000 *	049414000 *	048914000 *

DOWNLOADS



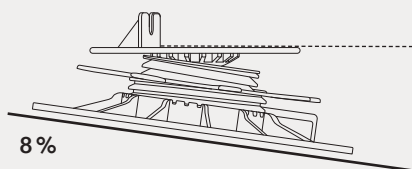
Datenblatt



Tipps & Tricks



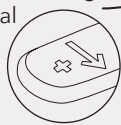
Video



8%

Built in automatic multi-directional slope compensation up to 8%

Height adjustment ring with directional guide



Wide support head Ø 120 mm

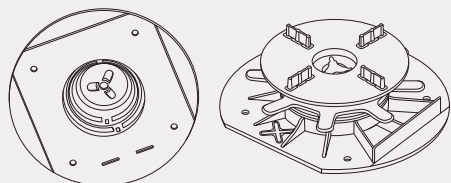
Fast and precise adjustment with double-step thread

Adapter to extend adjustment height by 120 mm

90 mm long mounting stop for easy installation for fascia details

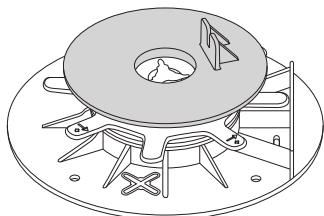
Predrilled holes for optional base/foundation fixing

Large base plate Ø 185 mm for maximum stability



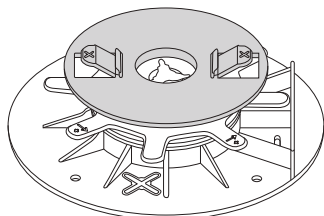
Pre-marked cutting lines for easy base plate resizing

AVAILABLE MODELS



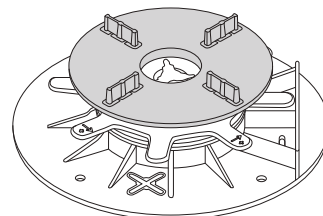
LIFTO FU

Features a universal 20 mm high screw guide for wooden, wood-based, and aluminum decking substructures - compatible with the RELO A Adapter



LIFTO FK

Equipped with a releasable click connection for RELO aluminum substructures - RELO C56 | W56 | T56 | N56



LIFTO FS

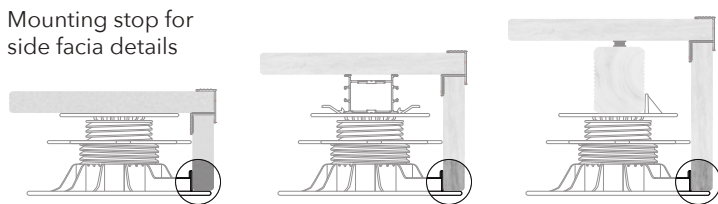
Designed for stone and ceramic tiles with breakable spacers, suitable for 3 mm joint widths

LIFTO FSD

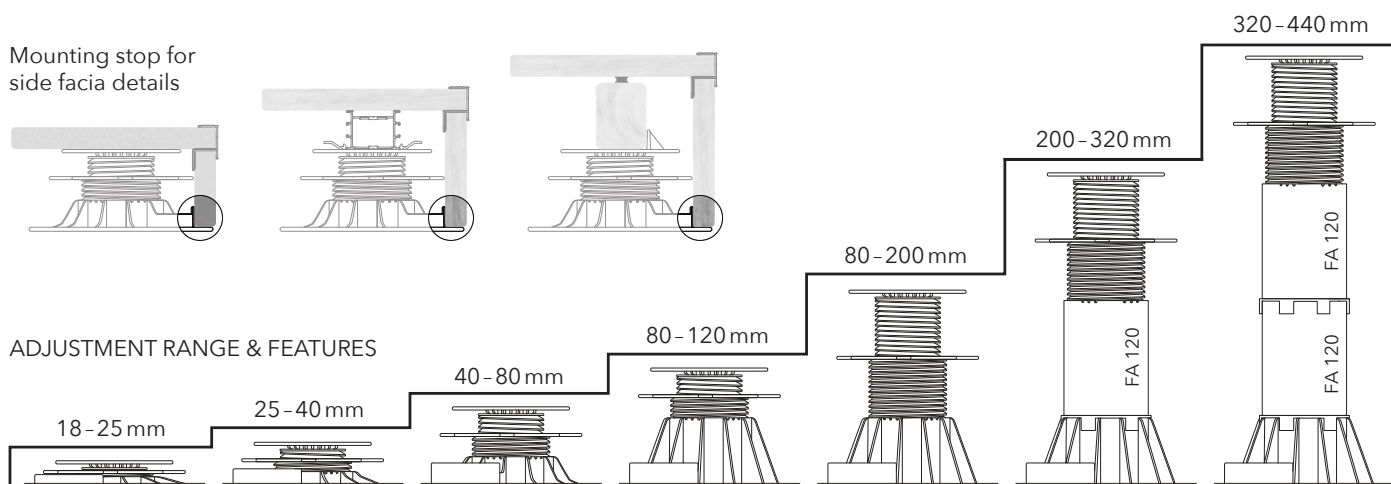
3 mm thick shock-absorbing pad for stone and ceramic tiles



Mounting stop for side fascia details



ADJUSTMENT RANGE & FEATURES



OVERVIEW	LIFTO FU	LIFTO FK	LIFTO FS	Adapter FA 120
	Universal screw guide 20 mm height	Click connection for RELO 56 mm width	Joint width 3 mm joint alignment guide 10 mm high	Adjustment height +120 mm
Material:	Recycled PP (polypropylene), black UV and weather-resistant			
Accessories:	UNIA1 4.2 × 22 mm screws for fixing LIFTO FU pedestals to wooden or aluminium substructures RELO A Adapter for screwless installation of LIFTO FU pedestals on RELO substructure rails GUMO LGD/LGA pressure distribution plate for flat roofs / LGA with aluminium coating LIFTO FSD Shock-Absorbing Pad for stone and ceramic tiles - 3.0 mm thick			