

HAPELA

FACADE PANEL SCREW



HAPELA facade screws offer a high-quality and visually appealing solution for securing HPL facade panels to wooden substructures.

The flat pan-head design creates an elegant look with minimal visual interference.

The facade screws are made of stainless steel and feature a high-quality powder-coated head finish that matches the facade panel.

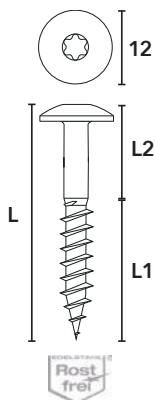
HAPELA4 screws, made from A4 austenitic stainless steel, are designed to withstand increased deformation and provide excellent corrosion protection, making them ideal for coastal applications. The 5.5mm screw diameter ensures durable and secure load-bearing capacity.

CE according to DIN EN 14592-2008

Fixing is achieved using both fixed sliding and fixed points on the facade panel. This method allows for uniform transfer of dimensional changes of the facade panels to the substructure. Joint spacing, as well as edge and center distances, vary depending on the panel size and the manufacturer's specifications.

For correct installation, the assembly guidelines of the panel manufacturers must be followed.

OVERVIEW			
Dimensions mm			HAPELA4 Ø 5,5 mm
L	L1	L2	Surface Finish Pan-Head
35	22	13	<ul style="list-style-type: none"> Stainless steel: Plain Powder-coated <ul style="list-style-type: none"> • RAL 7016* Anthracite • RAL 7024* Graphite grey • RAL 7035* Light grey • RAL 7037* Dust grey • RAL 9005* Jet black • RAL 9010* Pure white
45	22	23	
Screw head Diameter			12 mm
TX drive			TX20
Material			Stainless steel A4 1.4401 CE Head Coating: UV and weather resistant



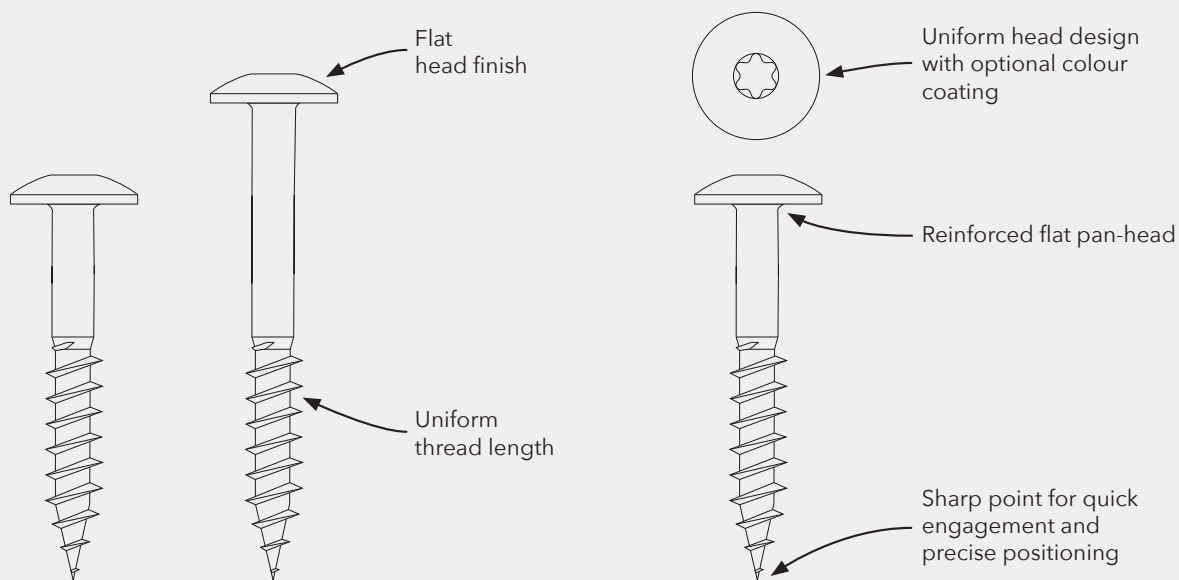
HAPELA4 5,5 x 35 mm for Panel Thicknesses: 6 - 12 mm		
Description	PU	Prod. No.
Stainless steel	100 PCS	040102000
RAL 7016*	100 PCS	040202000
RAL 7024*	100 PCS	040602000
RAL 7035*	100 PCS	040302000
RAL 7037*	100 PCS	040502000
RAL 9005*	100 PCS	040702000
RAL 9010*	100 PCS	040402000

* Surface similar to RAL-Colour

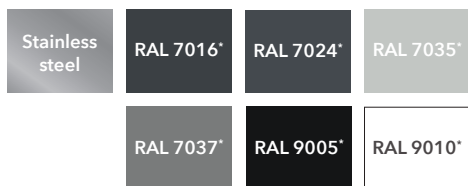
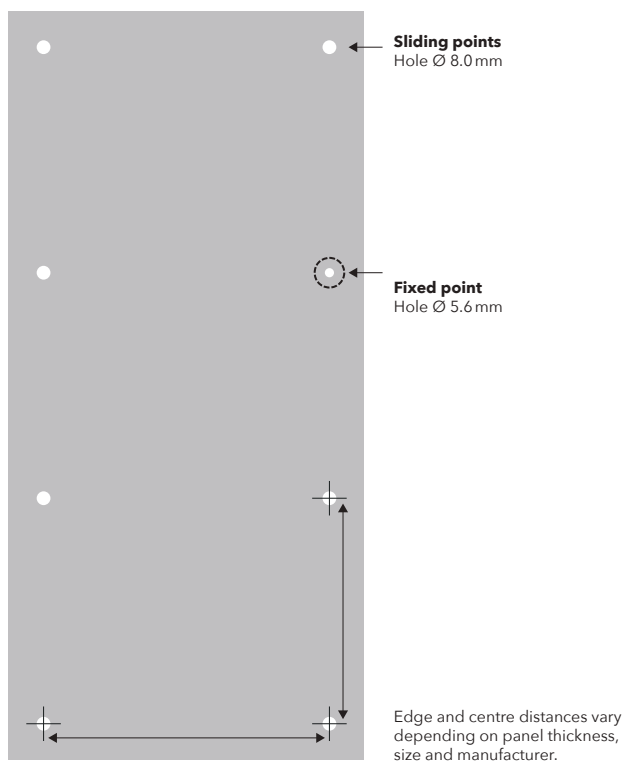
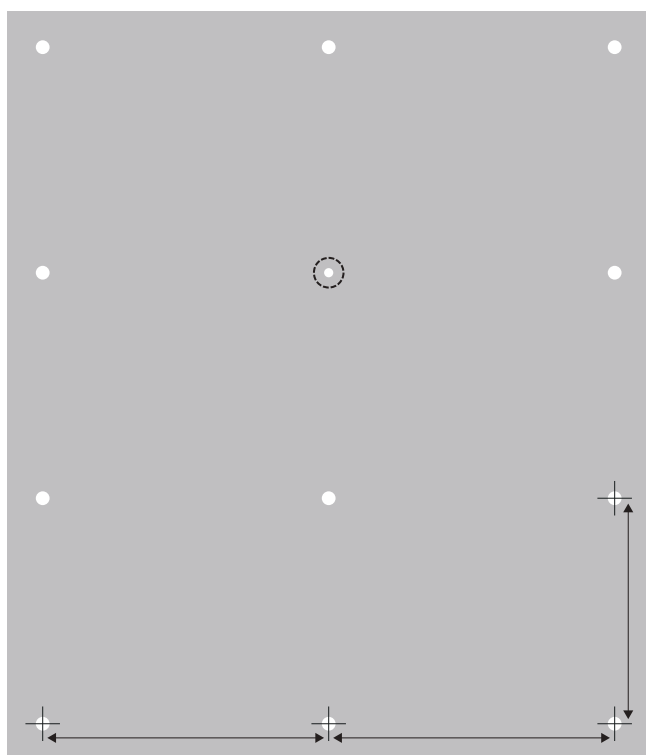
HAPELA4 5,5 x 45 mm for Overlapping panels		
Description	PU	Prod. No.
Stainless steel	100 PCS	042502000
RAL 7016*	100 PCS	042602000
RAL 7035*	100 PCS	042702000
RAL 7037*	100 PCS	042902000
RAL 9010*	100 PCS	042802000

BRANDING
Custom branding
upon request

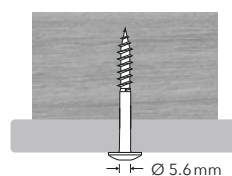




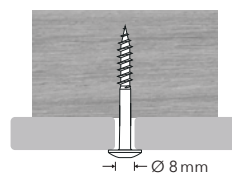
Example:



Other colours available upon request.



The **fixed point** secures the facade panel in place; its positioning can vary between manufacturers.



The **sliding points** accommodate dimensional changes in the facade panel. The facade screw is screwed in flush, allowing the panels to move freely.

DOWNLOADS



Data sheet



CE



Tips & Tricks