

KONEKTO T

DECKING CONNECTOR



The **KONEKTO T** concealed decking connector ensures easy, fast and secure installation for modified, dimensionally stable woods and composite decking boards with a concave side groove.

Decking boards are securely clamped onto the base plate via the side groove using four flexible engagement arms.

The fastening system features four independently functioning flexible engagement arms.

Concealed screws fix the base plate to the substructure, allowing swelling in the joints between boards without restriction.

Two joint spacers maintain a consistent gap and compensate for swelling of up to 3.0 mm per board.

Swelling is isolated to each board, preventing chain reactions across the deck surface – each board works independently.

Compatible with substructures made of wood, wood-based materials, or aluminum.

OVERVIEW

Dimensions:	Length 74 mm Width 66 mm Height 10 mm Joint gap 6.3 mm
Material:	Black POM (Polyoxymethylene) UV and weather-resistant System Screw UNIA CC: Stainless steel A2 or A4
Fixing Method:	Concealed Flex Point fastening
Decking Profile Compatibility:	Modified, dimensionally stable timber and composite boards with a concave side groove profile

KONEKTO T with UNIA2

PU	Prod. No.
80 PCS	046211000
240 PCS	046213000

KONEKTO T with UNIA4

PU	Prod. No.
80 PCS	046211001
240 PCS	046213001

HELPO decking clamp

PU	Prod. No.
1 PCS	* 033900001



SET-PACK

Each pack includes all components required for installation: UNIA system screws 4.8 × 34 mm, HELPO installation aids, and a detailed installation manual.



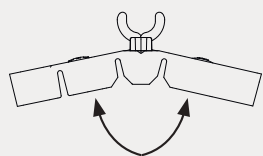
BRANDING

Custom branding upon request

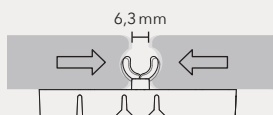


System screw UNIA4 stainless steel A4 for terraces near coastal regions and around pools

* no branding possible



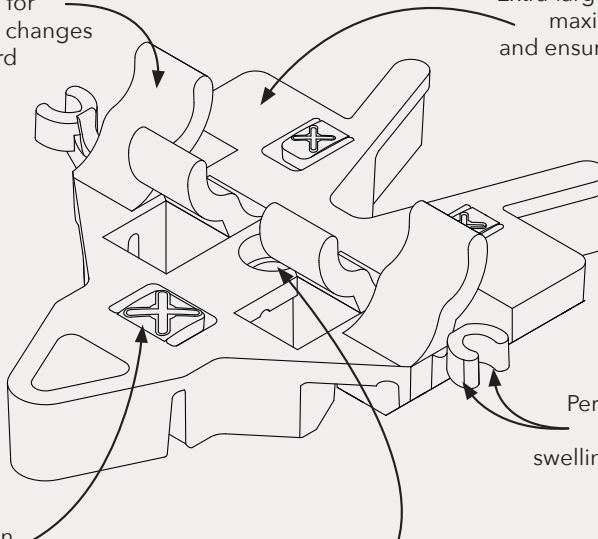
Pop out mechanism facilitates easy board replacement



4 mm pre-tensioning using the HELPO decking clamp

Four flexible flex points compensate for dimensional changes of each board

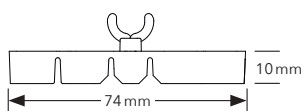

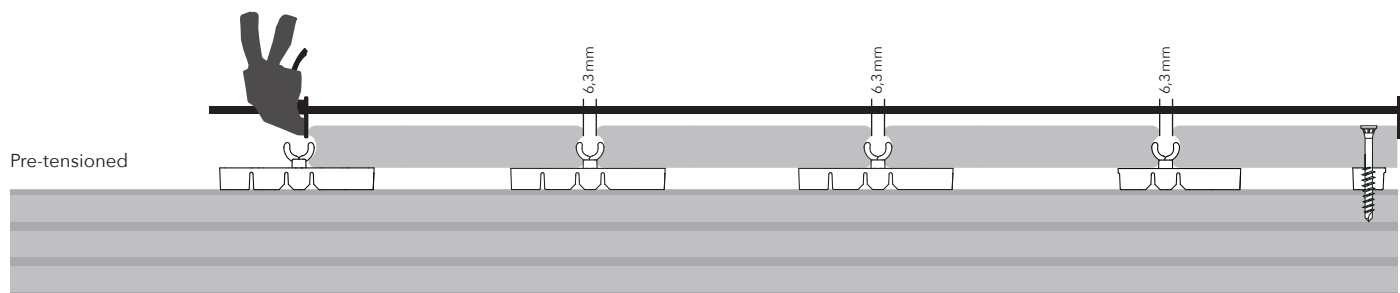
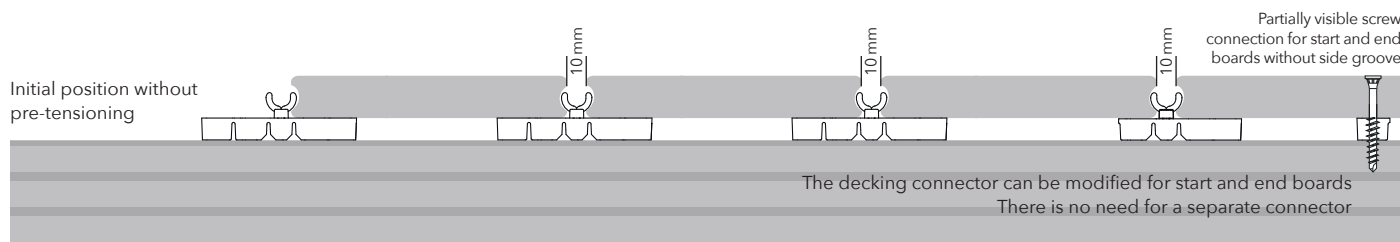
Extra-large base plate provides maximum bearing surface and ensures perfect ventilation



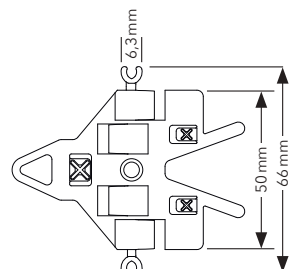
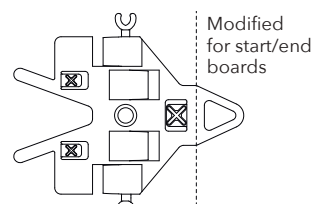
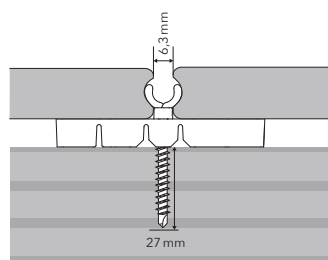

Integrated tension sprung points prevent the boards from sliding out sideways

Guided screw opening in the base plate

Permanently flexible joint spacers compensate swelling movements of each individual board



Concave side groove profile



DOWNLOADS



Installation



Board exchange



Data Sheet



Tips & Tricks



Video



Configurator

