


RELO F


FLAT CORNER BRACKET



OVERVIEW

Dimensions: L 80 x W 80 x H 1.5 mm | 15 mm

Material: stainless steel A2 1.4301



The **RELO F** flat corner bracket is the ideal solution for RELO aluminum substructure joists.

The flat corner bracket simplifies the construction of steps, allowing for quick and effortless assembly. The substructure serves as a stable support surface for attaching treads and risers.

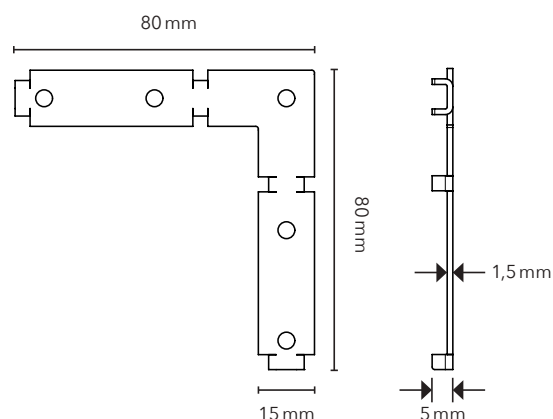
The flat corner bracket is automatically aligned in the lateral side channels along the RELO substructure joists, preventing it from shifting during assembly.

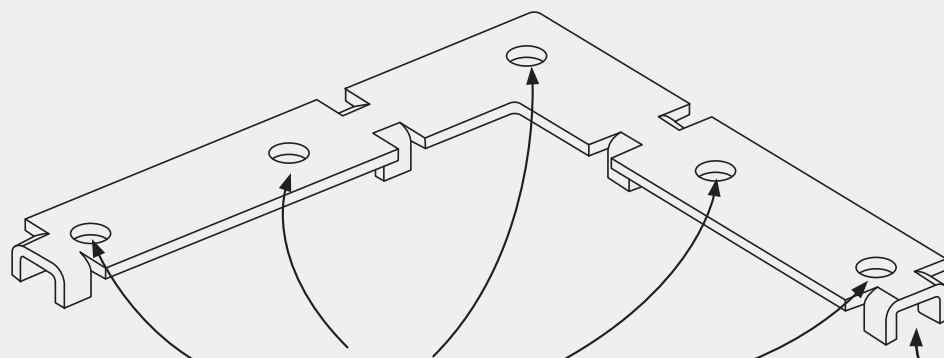
For each connection point, the flat corner brackets are screwed to both sides of the substructure.

The center distances of the stair construction should match those of the decking construction.

In the case of stairway structures that exceed a total height of 600 mm, local building regulations regarding guardrails or other special features must be complied with.

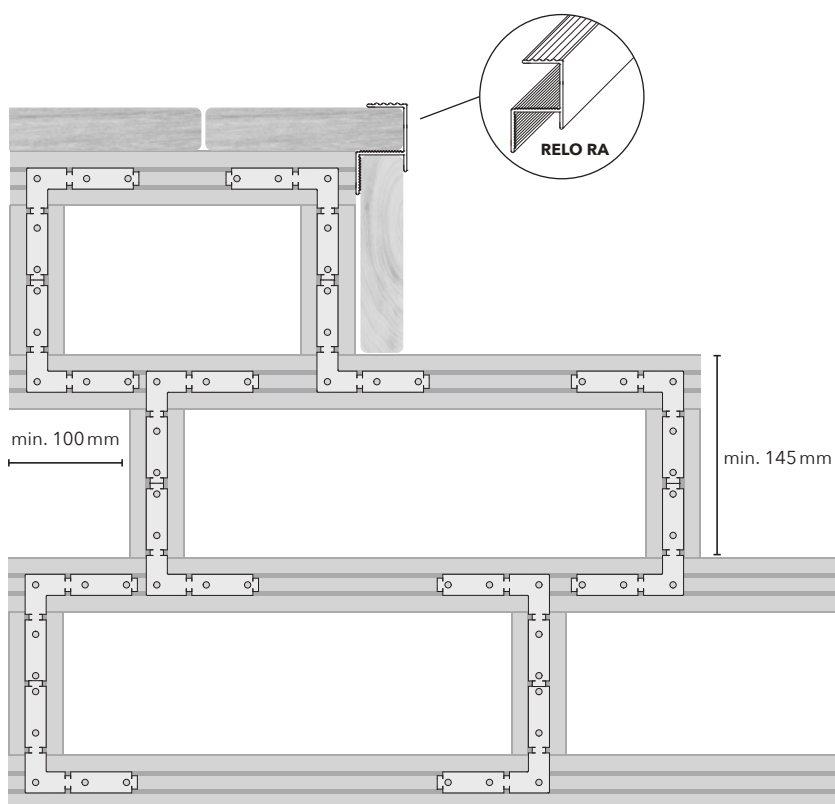
TIP: RELO RA edge finishing trim profiles are ideal for the step treads.



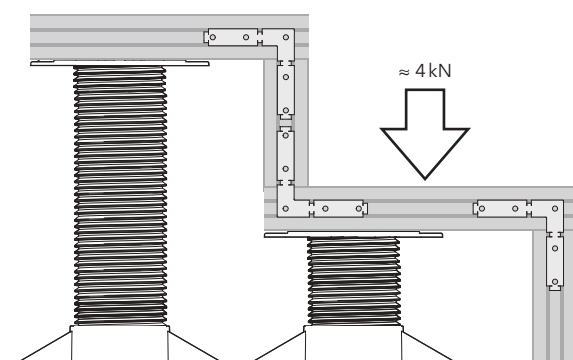


5-point screw fixation
ensures a secure connection with
UNIA system screws 4.2x17 mm

Rapid and automatic
positioning into the
RELO substructure joist



Frame design



Design using LIFTO adjustable pedestals

RELO F flat corner bracket SET

PU	Prod.No.
20 PCS	033603000



SET-PACK
Each package contains all the
UNIA system screws required
for mounting.



BRANDING
Custom branding
upon request

DOWNLOADS



Data Sheet



Tips & Tricks



Configurator