


# RELO KV

## CLICK-IN CONNECTOR



The **RELO KV** click-in connector is the perfect complement to the RELO aluminium sub-structure joists.

The click-in connector enables the creation of rigid and code-compliant counter batten constructions with exceptional ease and speed.

The substructure rows are effortlessly connected to the counter battens using the click-in connector, eliminating the need for time-consuming removal and reinstallation of individual rows.

This construction design maintains a flat deck surface and prevents lifting of the support points, particularly at the edges.

The optional positioning screw allows for pre-fixing to the counter battens, ensuring precise alignment and a secure hold of the click-in connectors.

Each intersection requires one click-in connector, with approximately 1.7 to 2 connectors needed per square meter.

### OVERVIEW

<b>Dimensions:</b>	Mounting plate 60x60 mm   Height 8 mm
<b>Material:</b>	Recycled black PP (Polypropylene) UV and weather resistant
<b>Mounting type:</b>	Click-in connection
<b>Substructure:</b>	Compatible with RELO C56, W56, N56 and T56
<b>Accessories:</b>	Positioning screw UNIA1 4.2x22 mm

### RELO KV click-in connector

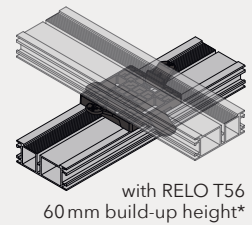
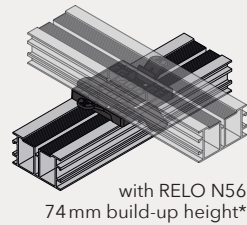
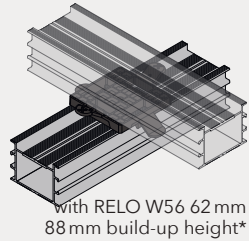
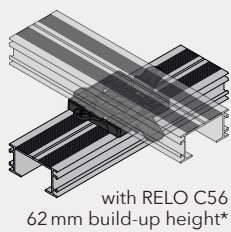
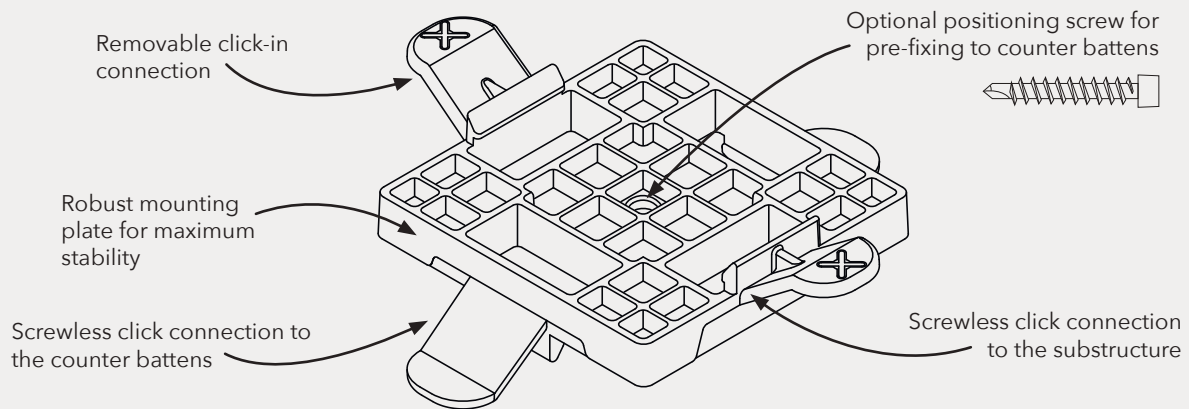
Description	PU	Prod. No.
KV 56	25 PCS	034305000

### Positioning screw

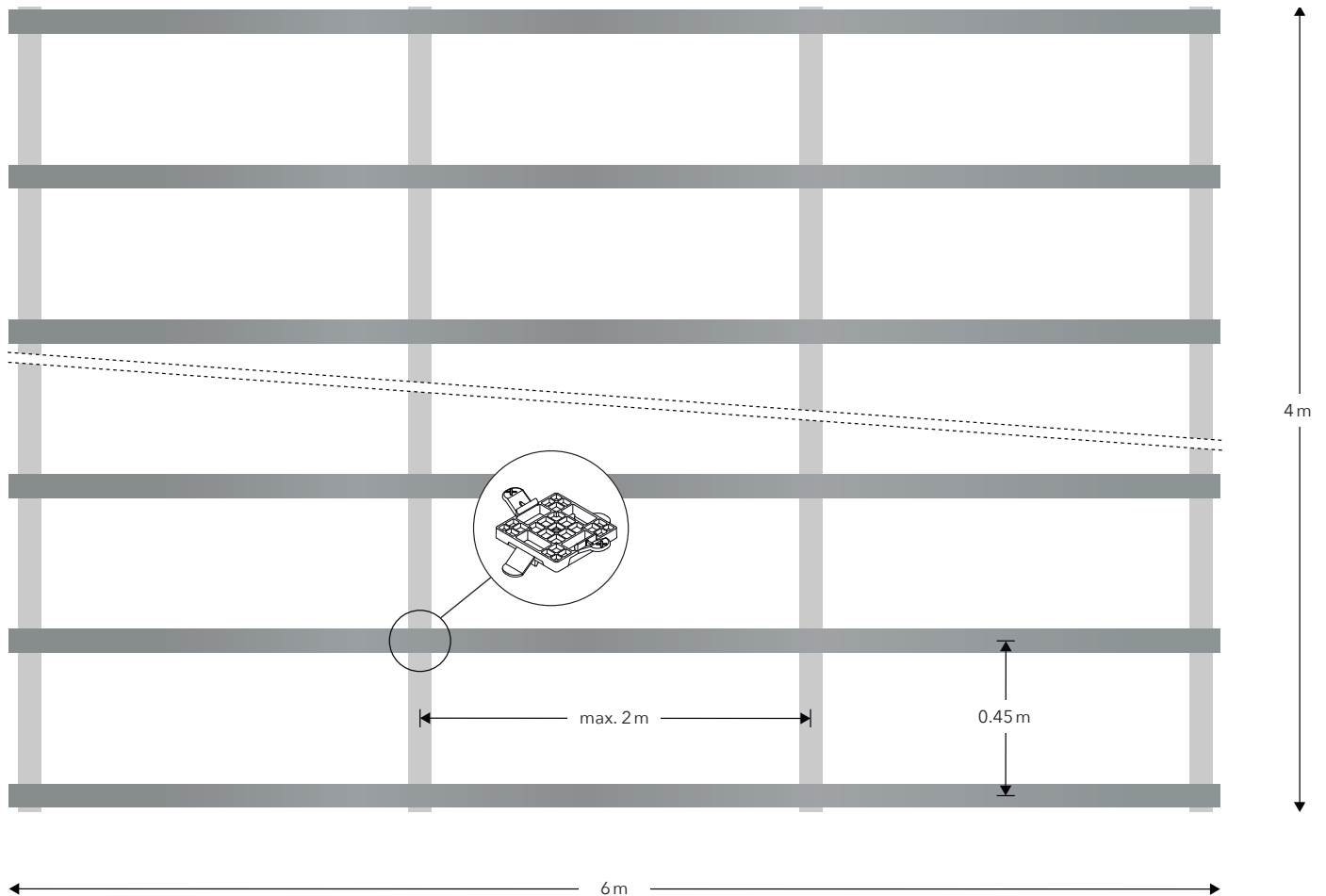
Description	PC	Prod. No.
UNIA1 4.2x22 mm	100 PCS	011001000



**BRANDING**  
Custom branding  
upon request



\*without decking boards and connectors



#### CALCULATION EXAMPLE

Terrace 4x6 m | centre distance 0.45 m

#### SUBSTRUCTURE

4 m : 0.45 m centre distance + 1 = 10 rows (60 m)

#### COUNTERBATTENS

6 m : 2 m center distance + 1 = 4 rows (16 m)



#### CLICK-IN CONNECTORS

10 rows x 4 rows = 40 pieces (1.7 pieces per m<sup>2</sup>)

#### DOWNLOADS



Data sheet



Tips & Tricks



Configurator